


Z8 RGB LASER PRODUCT MANUAL



STARSHINE LIGHTS PRODUCT MANUAL



Thank you for using the RGB animation laser projector. For the sake of safety and better operation of this projector, please read this manual carefully before use and operation, lest incur any personal injury or damage to the projector

Package list:

When you unpack the case, please take time to examine the items as follows:

-RGB animation laser projector 1 pc
-Power cord 1 pc
- User manual 1 pc

Technical Parameters

Rated Voltage: AC100V-AC230V, 50Hz-60Hz

Power :<200w

Laser power: 20w

Laser Modulation: analog or TTL modulationColor: RGB

Patterns: 128pcs laser effect patterns

Scanner: high speed scanner system

Angle: ±30 degrees

Channel: 10CH/34CH

Control mode: DMX-512signal, Sound, Automatic, Master & Slave, and ILDA control

Cooling system: fans







LCD display panel:



 LED

 SelectMenu

LED Indicator	Light Status
Laser Key	RG: Slow
Safety Protection	R: ON / G: OFF
DMX and Slave Mode	RG: Fast / DMX
Auto Mode	R: OFF / G: Slow
Music Mode	R: Fast / G: ON
ILDA Mode	R: OFF / G: Fast / ILDA



STARSHINE LIGHTS PRODUCT MANUAL



2、 Select Menu

LCD setting function:

Menu	Sub-menu	3rd-menu / Options
Function Mode	DMX-512 Mode	—
	Auto Mode	—
	Music Mode	—
	ILDA Mode	—
Show Listing	Choose List	All The List
Play Show	Choose Show	All The Show
Play Setup	Play Speed	50%
	Play Mode	Loop Play / Random Play
Address Setup	Address Setup	1
Channel Setup	Normal Mode	—
	Expert Mode	—
Laser Setup	Scanner	Scan Rate / 20KPPS
	Color	RGB
	Color Setup	Single / RGY / RBP / GBC / RGB / WYPC
	Laser Analog	—
	Laser Type	TTL modulation / Analog modulation
	Invert	Normal XY / Invert X / Invert Y / Invert XY
	Image Size	Size X / Size Y
General Setup	Position Setup	Position X / Position Y
	Reset Default	Yes / No
	Safety Protected	Turn ON / Turn OFF
	Master Setup	Turn ON / Turn OFF
	Back Light	Normally ON / Delay 15S OFF
	Language	Chinese / English
	Display Setup	Rotate 180deg / Normal Display
About System	LaserSystem2.9 / Software Version 1.0 / Ver1.0 / YM:2020030601	




STARSHINE LIGHTS PRODUCT MANUAL



DMX-512

STD/Simple Channel: 10CH

Channel	Function	Value	Description
CH1	Light Off / On	0	Off
CH1	Light Off / On	1-255	On, 1-100% brightness
CH2	Strobe	1-255	Strobe speed selection
CH3	Pattern Size	0-255	Pattern size selection
CH4	Horizontal Position	0-255	Horizontal position selection. Value 128 is the center position. Valid when CH3 value is 1-255.
CH5	Vertical Position	0-255	Vertical position selection. Value 128 is the center position. Valid when CH3 value is 1-255.
CH6	Pattern File	0-255	Select one pattern from the pattern file
CH7	Color	0-63	Default color
CH7	Color	64-95	Default color / Color changing speed selection
CH7	Color	96-127	Color changing speed selection
CH7	Color	128-159	Color changing / Flowing water effect speed selection
CH7	Color	160-191	Flowing water effect speed selection
CH7	Color	192-223	Flowing water effect speed selection
CH7	Color	224-255	Gradually drawing speed selection
CH8	Line Scan Speed	0-127	Line scan speed selection
CH8	Dot Scan Speed	128-255	Dot scan speed selection
CH9	Pattern & Effect Library	0-255	Each 8-value range selects one pattern library or effect library
CH10	Manual Control	0-26	Default auto speed
CH10	Manual Control	27-127	Select auto speed
CH10	Sound Mode	128-255	Select sound sensitivity




STARSHINE LIGHTS PRODUCT MANUAL




PRO channel : 34CH

Channel	Function	Value	Description
CH1	Light Off / On	0	Off
	Light Off / On	1-255	On, 1-100% brightness
CH2	Strobe	1-255	Strobe speed selection
CH3	Pattern Size	0-255	Pattern size selection
CH4	Horizontal Position	0-255	Horizontal position selection. Value 128 is the center position. Valid when CH3 value is 1-255.
CH5	Vertical Position	0-255	Vertical position selection. Value 128 is the center position. Valid when CH3 value is 1-255.
CH6	Pattern File	0-255	Select one pattern from the pattern file
CH7	Color	0-63	Default color
	Color	64-95	Default color / Color changing speed selection
	Color	96-127	Color changing speed selection
	Color	128-159	Color changing / Flowing water effect speed selection
	Color	160-191	Flowing water effect speed selection
	Color	192-223	Flowing water effect speed selection
	Color	224-255	Gradually drawing speed selection
CH8	Line Scan Speed	0-127	Line scan speed selection
	Dot Scan Speed	128-255	Dot scan speed selection
CH9	Pattern & Effect Library	0-255	Each 8-value range selects one pattern library or effect library
CH10	Manual Control	0-26	Default auto speed
	Manual Control	27-127	Select auto speed
	Sound Mode	128-255	Select sound sensitivity
CH11	Rotation Z	1-127	Rotation Z angle selection
	Rotation Z	128-255	Rotation Z speed selection



STARSHINE LIGHTS PRODUCT MANUAL






STARSHINE LIGHTS PRODUCT MANUAL



CH12	Rotation X	1-127	Rotation X angle selection
	Rotation X	128-255	Rotation X speed selection
CH13	Rotation Y	1-127	Rotation Y angle selection
	Rotation Y	128-255	Rotation Y speed selection
CH14	Horizontal Movement	1-127	Horizontal movement angle selection
	Horizontal Movement	128-255	Horizontal movement speed selection
CH15	Vertical Movement	1-127	Vertical movement angle selection
	Vertical Movement	128-255	Vertical movement speed selection
CH16	Zooming	1-127	Zooming size selection
	Zooming	128-255	Zooming speed selection
CH17	Gradually Drawing	1-255	Gradually drawing speed selection
CH18	X Wave	1-127	X wave speed selection
	Y Wave	128-255	Y wave speed selection
CH19	Strobe	1-255	Strobe speed selection
CH20	Pattern Size	0-255	Pattern size from big to small
CH21	Horizontal Position	0-255	Horizontal position selection. Value 128 is the center position. Valid when CH3 value is 1-255.
CH22	Vertical Position	0-255	Vertical position selection. Value 128 is the center position. Valid when CH3 value is 1-255.
CH23	Pattern File	0-255	Select one pattern from the pattern file
CH24	Color	0-63	Default color
	Color	64-95	Default color / Color changing speed selection
	Color	96-127	Color changing speed selection
	Color	128-159	Color changing / Flowing water effect speed selection
	Color	160-191	Flowing water effect speed selection
	Color	192-223	Flowing water effect speed selection
	Color	224-255	Gradually drawing speed selection



STARSHINE LIGHTS PRODUCT MANUAL



CH25	Line Scan Speed	0-127	Line scan speed selection
CH25	Dot Scan Speed	128-255	Dot scan speed selection
CH26	Pattern & Effect Library	0-255	Each 8-value range selects one pattern library or effect library
CH27	Rotation Z	1-127	Rotation Z angle selection
CH27	Rotation Z	128-255	Rotation Z speed selection
CH28	Rotation X	1-127	Rotation X angle selection
CH28	Rotation X	128-255	Rotation X speed selection
CH29	Rotation Y	1-127	Rotation Y angle selection
CH29	Rotation Y	128-255	Rotation Y speed selection
CH30	Horizontal Movement	1-127	Horizontal movement angle selection
CH30	Horizontal Movement	128-255	Horizontal movement speed selection
CH31	Vertical Movement	1-127	Vertical movement angle selection
CH31	Vertical Movement	128-255	Vertical movement speed selection
CH32	Zooming	1-127	Zooming size selection
CH32	Zooming	128-255	Zooming speed selection
CH33	Gradually Drawing	1-255	Gradually drawing speed selection
CH34	X Wave	1-127	X wave speed selection
CH34	Y Wave	128-255	Y wave speed selection

Maintenance

It is very important to keep this RGB animation laser light clean, therefore please clean Dust-proof glass monthly to keep the lights away from dust, dirt or fog juice.